


# VERBS...



+ Animal Actions

By: Krystie Bithell

It

It

is

is

verb.



.



It

It

is


is

verb.




.



<p>It</p> <div><p>It</p></div>	<p>is</p> <div><p>is</p></div>	<p>verb.</p> <div></div> <p>.</p>
--------------------------------	--------------------------------	--



<p>It</p> <div><p>It</p></div>	<p>is</p> <div><p>is</p></div>	<p>verb.</p> <div></div> <p>.</p>
--------------------------------	--------------------------------	--



It

It

is

is

verb.





It

It

is

is

verb.



.





It

It

is

is

verb.



.



It

It

is

is


verb.



.





<p>It</p> <div><p>It</p></div>	<p>is</p> <div><p>is</p></div>	<p>verb.</p> <div></div> <p>.</p>
--------------------------------	--------------------------------	--



It

It

is

is

verb.



.




It

It


is


is

verb.





.



<p>It</p> <div><p>It</p></div>	<p>is</p> <div><p>is</p></div>	<p>verb.</p> <div></div> <p>.</p>
--------------------------------	--------------------------------	--





<p>It</p> <div data-bbox="541 1218 793 1466"><p>It</p></div>	<p>is</p> <div data-bbox="949 1218 1201 1466"><p>is</p></div>	<p>verb.</p> <div data-bbox="1358 1218 1610 1466"></div> <p>.</p>
--	---	--





It

It

is

is

verb.



.



It

It

is

is

verb.



.

It

is

drinking



sleeping



hanging



landing



catching



grabbing



jumping



eating



balancing



swinging



flying



smelling



standing



playing



drinking

sleeping

hanging

landing

twisting

grabbing

jumping

eating

balancing

swinging

holding

smelling

catching

chewing

flying

standing

sentence strip

lay velcro strip here

Lay Velcro Strip Here

Lay Velcro Strip Here

Lay Velcro Strip Here


Lay Velcro Strip Here/ Store Sentence Strip Here

You can either bind the book or put the pages in sleeve protectors, or use it digitally (on your computer, tablet, projector)

Either way, I like to be able to switch the order of the pages to prevent students from simply memorizing the order.

If you are using the sentence strip option and you print the book– using a second binding at the end of the book is a great way to keep everything organized!

I've included both– word only/ word + pictures for the picture pieces. I recommend you pick one based on the level of your student.



I print both the choices and Velcro strip page. Cut/laminate/ Velcro the choices. I like to attach the hard Velcro in strips but you can do it either way. Then use soft (loop) dots (they are such a timesaver!) on the choices.

SUGGESTION: I buy hook/loop in bulk on amazon or ebay (buy it now) for about \$10 for 1,000 dots! Dots are a huge time saver!



Name:

Date:

Write down 3 of your sentences

1.

2.

3.

# Just a note

When I first use this book, I use it as an instructional tool during small group, or I project it for the whole class to see. I like to use this book to prepare my students for CBI trips, when we will be going to purchase food. I generally complete the first 2-3 through direct instruction then begin calling on the students. Depending on their level I often walk them through it the first time making sure I am pointing to the words and modeling the reading while pointing at the choices. After a few times most of the students are able to begin using these adapted books during independent working time. I've included a worksheet for you to have your students copy down some of the sentences they create. This adds a nice independent writing component.

Please leave me feedback to let me know how it works with your students!  
I'd love to hear from you!

Krystie

# thanks!

Thank you so much for downloading my I want a... A Food Ordering Adapted Book. I hope you and your students grow and learn from it nearly as much as my students have.

If you have any questions, comments, concerns, or suggestions, feel free to email me at  
[kbithell@gmail.com](mailto:kbithell@gmail.com)

If you are happy with your purchase, please leave me feedback on  
Teachers Pay Teachers.

Krystie

# acknowledgments & terms of use

According to the Terms of Use set forth by many of the artists whose graphics and fonts I used, I must credit them here for all of their fabulous work. Be sure to check them out!



Please note that all ideas and activities found in this packet are the intellectual property of me, Krystie Bithell, and are intended for classroom use solely for the purchaser.

Feel free to show samples or pictures on your blog, just credit me by linking back to my TPT store.